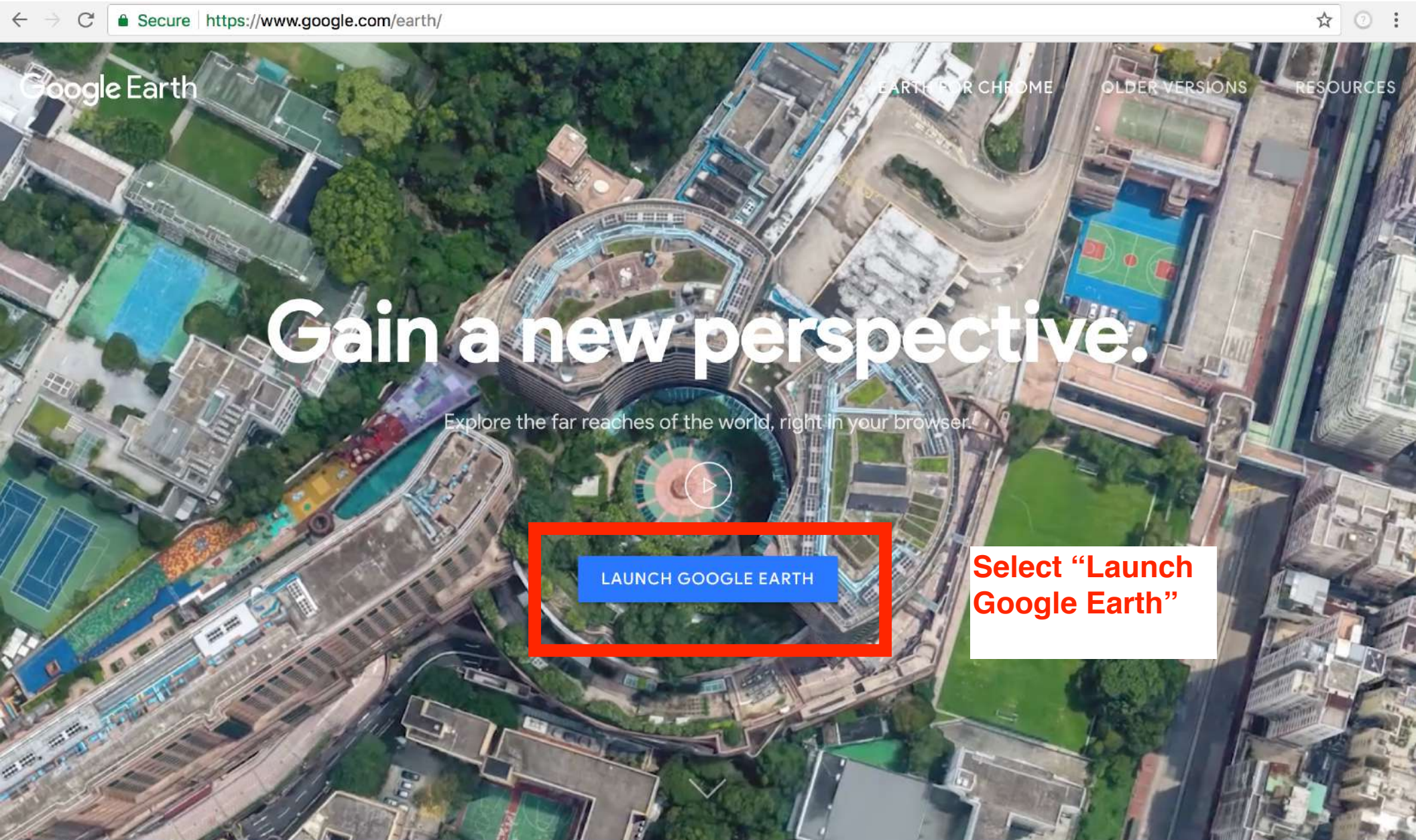


# Using Google EARTH Street View on your DESKTOP and creating hyperlinks



Gain a new perspective.

Explore the far reaches of the world, right in your browser.

LAUNCH GOOGLE EARTH

Select "Launch Google Earth"



the pantheon rome

- Pantheon**, Piazza della Rotonda, Rome, Metro...
- city sightseeing **rome** - bus stop near Pantheo...
- romeins** restaurant near Pantheon, Piazza dell...
- romen** restoran near Pantheon, Piazza della R...
- romeins** restaurant near Panthéon, Place du P...

Press Enter to search.

**Click on the magnifying glass to search for your location. Type your location into the search field.**



Google

Drop Pegman on a location highlighted in blue to enter Street View.

**Pantheon** ✕  
41.90°N, 12.48°E



**Drag the Pegman to one of the blue circles and drop it there.**

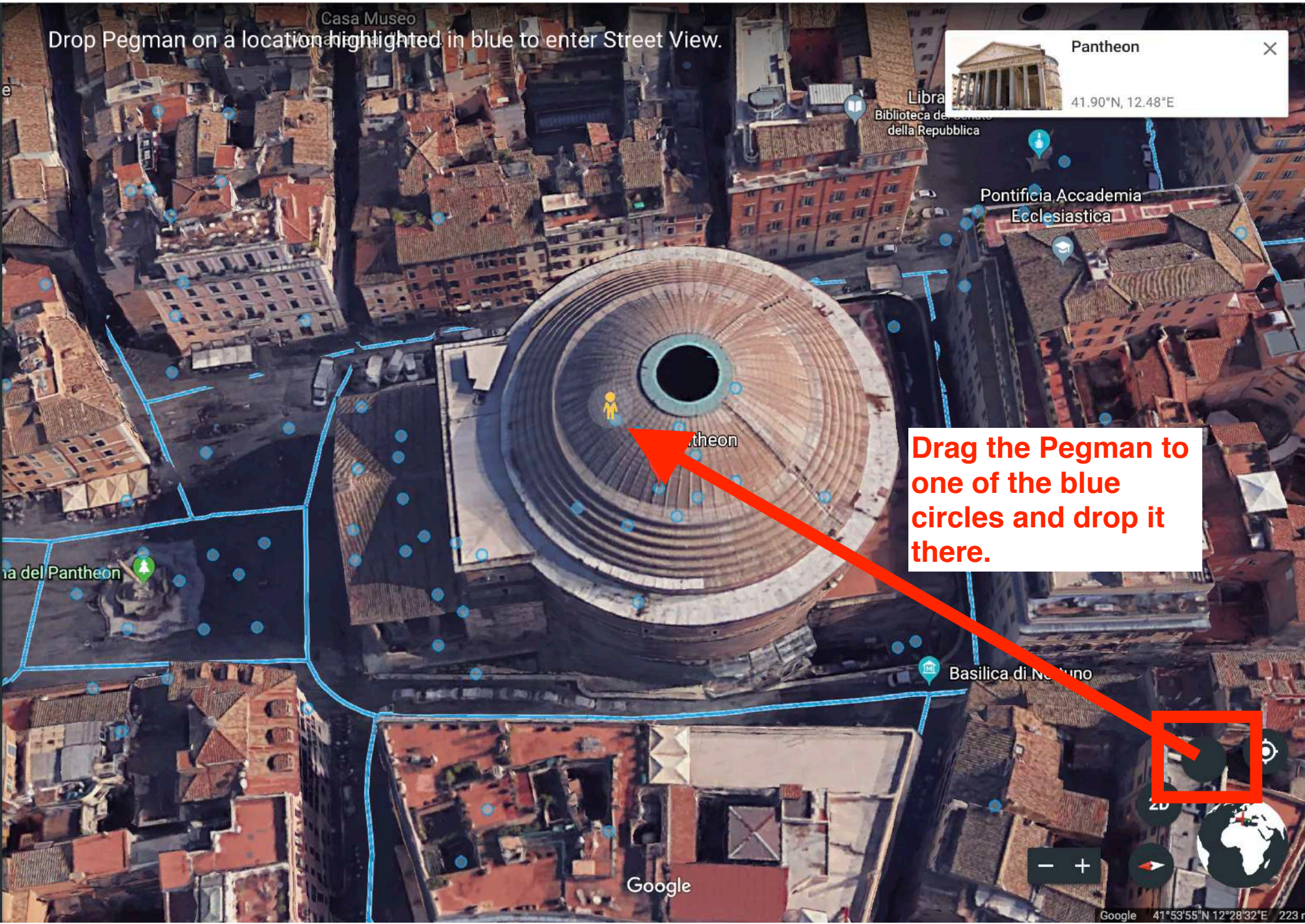




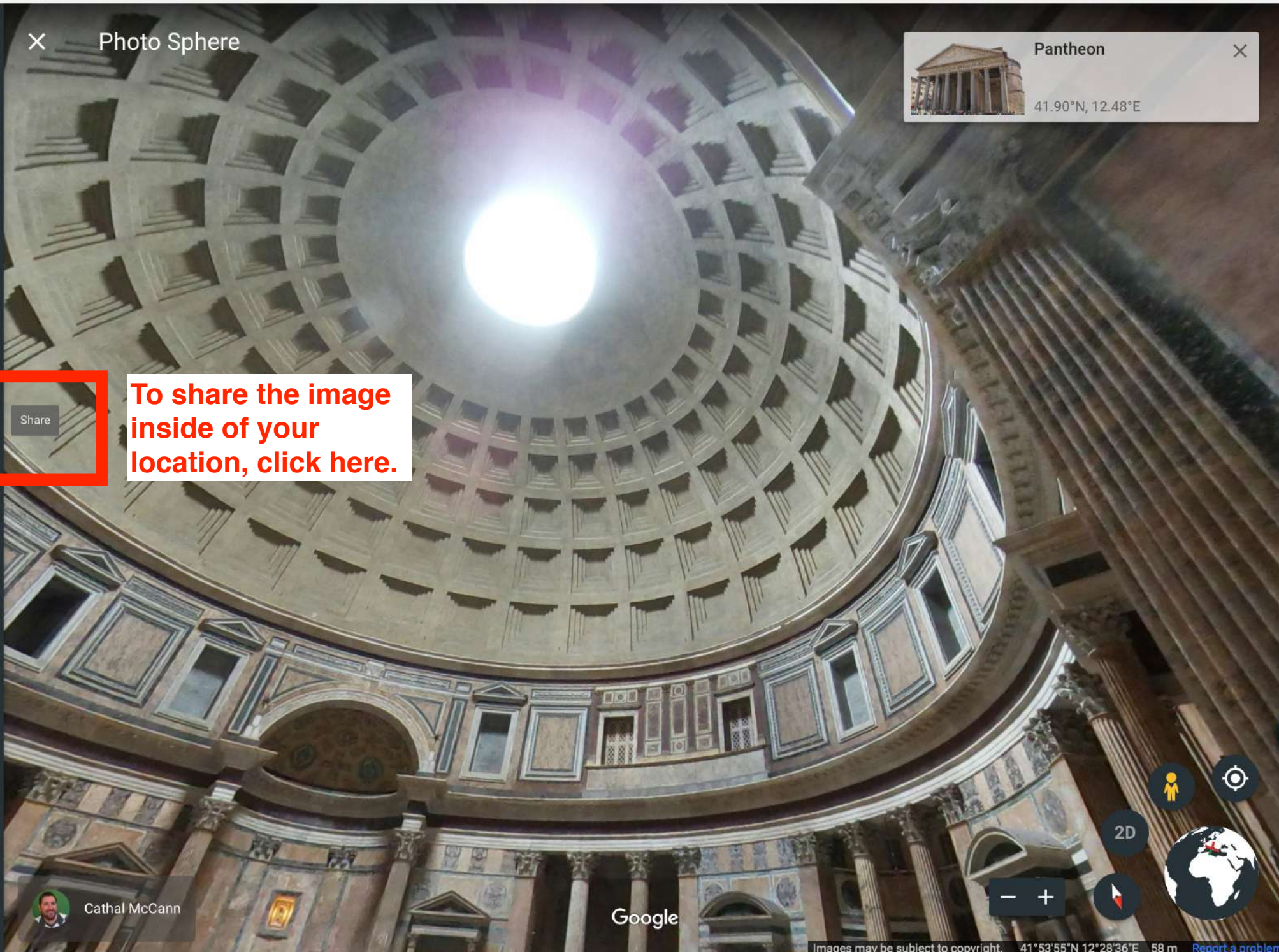



Photo Sphere

 **Panthéon**  
41.90°N, 12.48°E



To share the image inside of your location, click here.



 Cathal McCann

Google

2D  
+ -








Photo Sphere

**Pantheon** ✕  
  
41.90°N, 12.48°E


**This white box will open. Select "Get Link."**



**Share link** ✕

Get link    Facebook    Twitter    Google+

 Classroom

 Cathal McCann

Google

2D  









Photo Sphere

 **Pantheon**  
41.90°N, 12.48°E

**Share link** [X]

<https://earth.app.goo.gl/b3np2> **COPY**

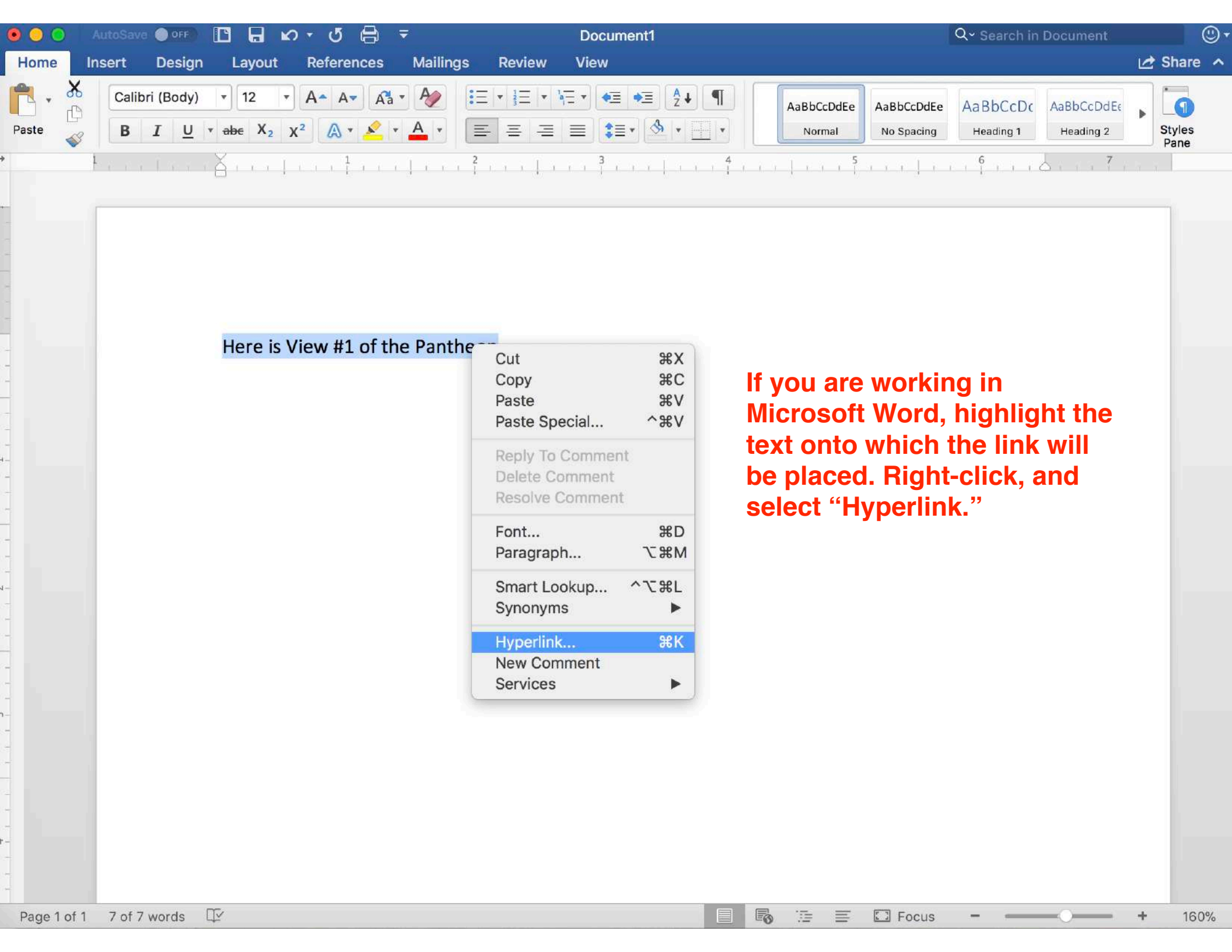
 Get link    Facebook    Twitter    Google+

 Classroom

Select "copy" to place the link onto your clipboard.

This box will pop-up below to confirm that your link has been copied to the clipboard.

Link copied to clipboard



Here is View #1 of the Panther

- Cut ⌘X
- Copy ⌘C
- Paste ⌘V
- Paste Special... ⌘⇧V
- Reply To Comment
- Delete Comment
- Resolve Comment
- Font... ⌘D
- Paragraph... ⌘⇧M
- Smart Lookup... ⌘⇧L
- Synonyms ▶
- Hyperlink... ⌘K**
- New Comment
- Services ▶

**If you are working in Microsoft Word, highlight the text onto which the link will be placed. Right-click, and select "Hyperlink."**

Here is View #1 of the Pantheon

**A box will pop-up. Paste the link in the field beside "Address." Select "ok" when you are finished.**

**Insert Hyperlink**

Text to Display:

Web Page or File  This Document  Email Address

Link to an existing file or web page.

Address:



Here is View #1 of the Pantheon

- Cut ⌘X
- Copy ⌘C
- Paste ⌘V
- Paste without formatting ⌘+Shift+V
- Explore 'Here is View #1 of ...' ⌘+Option+Shift+I
- Define 'Here is View #1 of ...' ⌘+Shift+Y
- Comment ⌘+Option+M
- Suggest edits
- Save to Keep notepad
- Link... ⌘K**
- Select all matching text
- Clear formatting ⌘\

**If you are working in Google Docs, the procedure is the same. Highlight the text onto which the link will be placed. Right-click the selected text, and choose “Link” from the list of options.**



Here is View #1 of the Pantheon

Link

**Paste the link into the field and select "Apply."**



[Here is View #1 of the Pantheon](#)

<https://www.google.com/maps/@41.898576,12.4769926,3a,90y,67....> - Change | Remove

**If you hover your cursor over the image, you will be able to preview the hyperlink.**

